



MAKING BLENDED LEARNING WORK FOR YOUNG LEARNERS

GAIL LOVELY

GAILLOVELY@SUDDENLYITCLICKS.COM
@GLOVELY

Suddenly It Clicks 

Blended Learning

A delicate balance between in-class, in-person teacher-facilitated learning and instruction

and

In-class, tech-rich student learning in semi-independent formats



CAN be “play
with a
purpose” ...




But not without
planning.



I'll use "centers" as shorthand today

Centers need to be self-running.

Supports, tools, and tasks are appropriate for the students to be able to be independent. Reminders of the tasks and expectations are available while working.



student_ipad_school - 244 by flickingerbrad <https://www.flickr.com/photos/56155476@N08/6660148955/>
Attribution (<http://creativecommons.org/licenses/by/2.0/>)
Photo Attribution by PhotosForClass.com



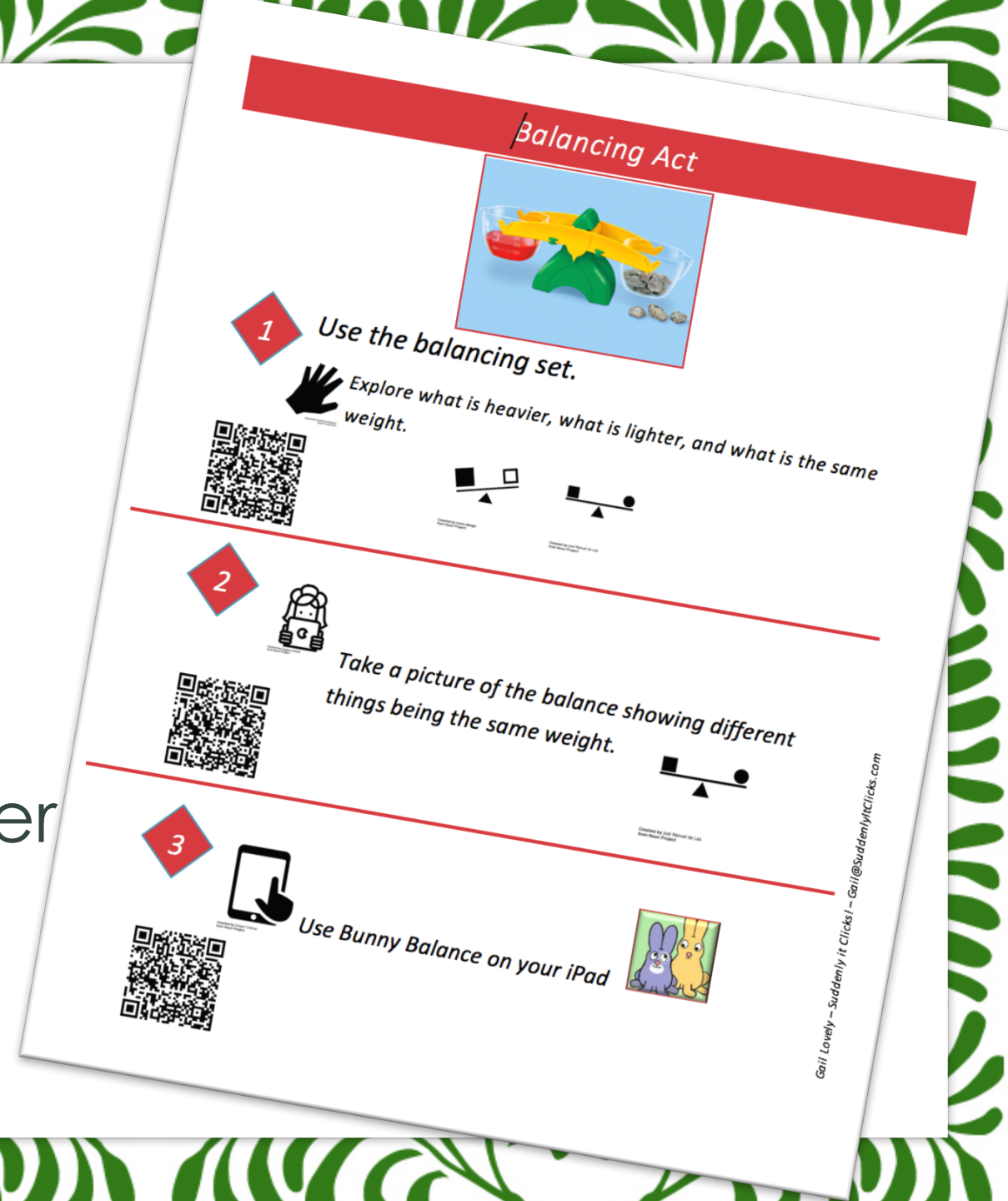
Resources

All needed resources are available in the area or in known places where learners can retrieve what they need.

Support is built in.

Step-by-step instructions

- video support
- audio support
- step-by-step cards or poster
- designated helpers
- peers or partners



And everyone knows what to do
when they are stuck...



Ask three before me

Designated helpers need "Helper Hands"



Always a Plan B



Peer-based or Team Work

Working together is integral to the task.



Independent Work

Still need peer support in many cases



Choosing Tech to Use

Tools which are familiar and used often by the learners but can be used in different ways without relearning.

Developing artifacts which have a clear purpose, an intended audience and accountability is critically important.

Example: Chatterpix Kids

Add voice/mouth to an image...

Free app – Apple, Google Play



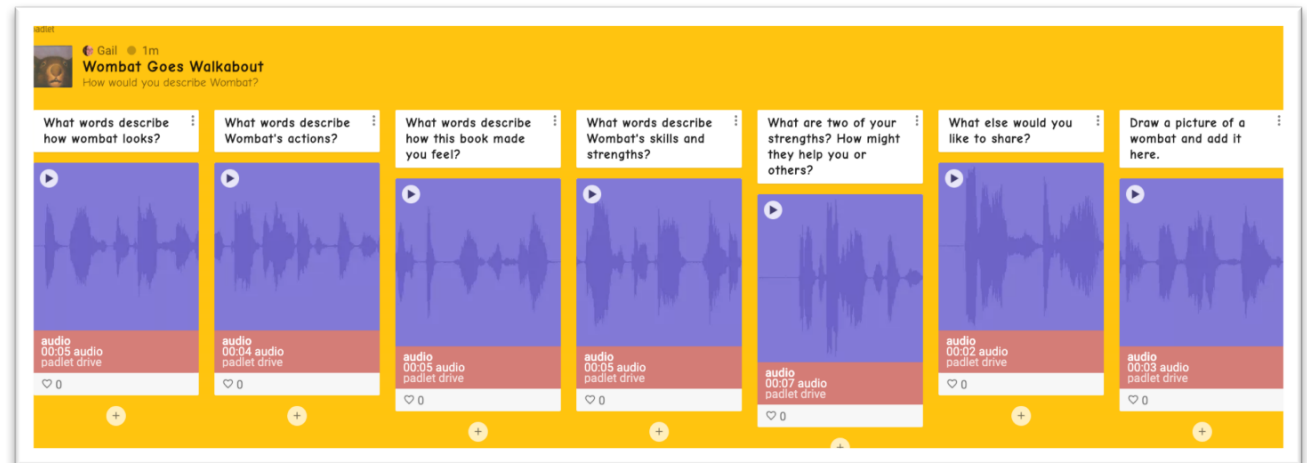
Other Chatterpix Ideas

- Take a picture of a page of a book and retell the story.
- Draw a character from history or from a book and have their portrait tell their importance.
- Have a recyclable object talk about recycling.

Example: Padlet

Shared space – can add video, images, text and even links and files.

Web-based and app
(limited for free)



<https://padlet.com/glovely/wombat>

Other Padlet Ideas

Post a math equation and have students post videos story problems for the equation.

A scavenger hunt – for shapes, colors or words

Explaining a creation, artwork, pattern

Also... documenting their learning

Reading passage(s)

Explaining math solution(s)

Recording science experiment(s)



Remember – purpose, audience and accountability

What about “educational content” game apps?

Some lack goals or finishing points making
accountability more challenging...

So build accountability into the center...

examples...


- Screenshot shared with teacher or class
- Journal entry about progress, breakthroughs or other accomplishments
- Share a creation or accomplishment on blog or in circle time
- Post a reflection to Flipgrid or Padlet

Listening Center

QR Code to book recording

Provide Task(s) for Learners for while listening the second time through...

- Listen for word with a sound... write them down
- Draw characters
- Draw a picture of a setting from the story
- Change the ending



Listening Center (cont.)


Audience for Task

- Book Club meeting later in the week/day
- Small Circle time
- Blog
- Padlet
- Timeline – use timers to help guide the use of time


Plan B – Book and peer reading or buddy reading

Robotics

Tinkering with robots is fine, but remember most learners need purpose, audience and accountability.



Robotics




Ideas:

- Have a group of students develop a “helpful poster” on how to operate the robot.
- Provide a challenge with a goal
- Develop a game for students to play

Available for free at
Suddenlyitclicks.com

Summary

Supports in place
Clear Goal/Purpose
Audience(s)
Accountability
Tech Integration



student_ipad_school - 250 by flickingerbrad <https://www.flickr.com/photos/56155476@N08/6660155203/>
Attribution (<http://creativecommons.org/licenses/by/2.0/>)
Photo Attribution by PhotosForClass.com



THANKS!

Gail Lovely

GailLovely@SuddenlyitClicks.com
@glovely