

### Building Powerful Learning Opportunities for Young Learners

*Gail Lovely  
Chelsey Lovely*

[GAILLOVELY@SUDDENLYITCLICKS.COM](mailto:GAILLOVELY@SUDDENLYITCLICKS.COM)  
[CLOVELY@ALVINISD.NET](mailto:CLOVELY@ALVINISD.NET)

*Suddenly It Clicks*

---

---

---

---

---

---

---



### Who are we?

**Chelsey Lovely**  
4<sup>th</sup> grade teacher  
@alovelyteacher

**Gail Lovely**  
tech advocate/consultant  
@glovely

### Who are you?

---

---


---

---

---

---

---



### Goals for today's workshop:

In this workshop, we will explore how technologies in learning centers can be leveraged to **make the time students spend in learning centers a valuable part of their day while building independence and powerful skills!** Support systems, activity types, outcomes, and managing will be discussed as **you begin to plan and create a learning center for your classroom.**

GailLovely@SuddenlyItClicks.com

---

---

---

---


---

---

---

Let's Play!


Discover the "rules" of Ozobot's World



What does it do?

How can we control it?

What rules does it follow?



---

---

---


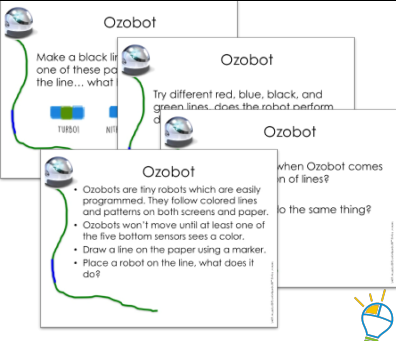
---

---

---

---

Do these cards change things?



---

---

---

---

---

---

---

What if...?



---

---

---

---

---

---

---

What About  
This?



---

---

---

---

---

---

---

A Home for  
Pigs

A center using  
books, art  
supplies, device  
with camera and  
QR Code scanner,  
internet/wifi, and  
Padlet



---

---

---

---

---

---

---

Supports for  
Success



---

---

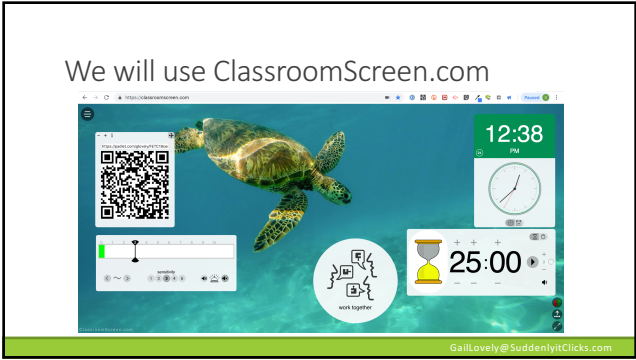
---

---

---

---

---



---

---

---

---

---

---

---



---

---

---

---

---

---

---



---

---

---

---

---

---

---



Make a  
Tech-enriched  
Learning Center

Think about  
content/curriculum first.

Think about task second.

Think about role(s) for  
technologies third.

Think about 4 elements  
fourth.

Laugh, Learn, Build



---

---

---

---

---

---

---

---

### Expectations and Goals

- ✓ You use your time wisely and help others to use their time wisely as well.
- ✓ Ask for help, ask questions, try new things
- ✓ Create something to share with others which is useful for you.  
(a work-in-progress, outlined idea, actual center support material, or ?)
- ✓ Upload online your work-in-progress before the session ends.

GailLovely@SuddenlyItClicks.com

---

---

---

---

---

---

---

---

Tools

Those around you

Your prior knowledge

This Padlet of tools and  
resources

Imagination




<https://padlet.com/glovely/Lovelycenters>

---

---

---

---

---

---

---

---



---

---

---

---

---

---

---

### Big Ideas



### Build Independence and Success

- ✓ Task
- ✓ Purpose or Product
- ✓ Audience
- ✓ Support Weaknesses
- ✓ Magnify Strengths

GailLovely@SuddenlyItClicks.com

---

---

---

---

---


---

---

## Join FETC Early Learning Events

**Early Learning Digital Sandbox**  
Hands-on play with tools and tech  
8 - 11 Monday Morning in SOUTH 310EF

**Early Learning Track Orientation**  
Overview, session ideas, door prizes  
1:30 – 2:30 Monday afternoon in SOUTH 320D



GailLovely@SuddenlyItClicks.com

---

---

---

---

---

---

---

Thanks for coming!

Keep in touch!

Gail Lovely

[GailLovely@SuddenlyItClicks.com](mailto:GailLovely@SuddenlyItClicks.com)

@glovely

Chelsey Lovely

[Clovely@AlvinISD.net](mailto:Clovely@AlvinISD.net)

@aLovelyTeacher

---

---

---

---

---

---

---